

DATA SHEET

MF37A

High Frequency and Low loss material

recommended to use at frequencies of 500KHz~800KHz.

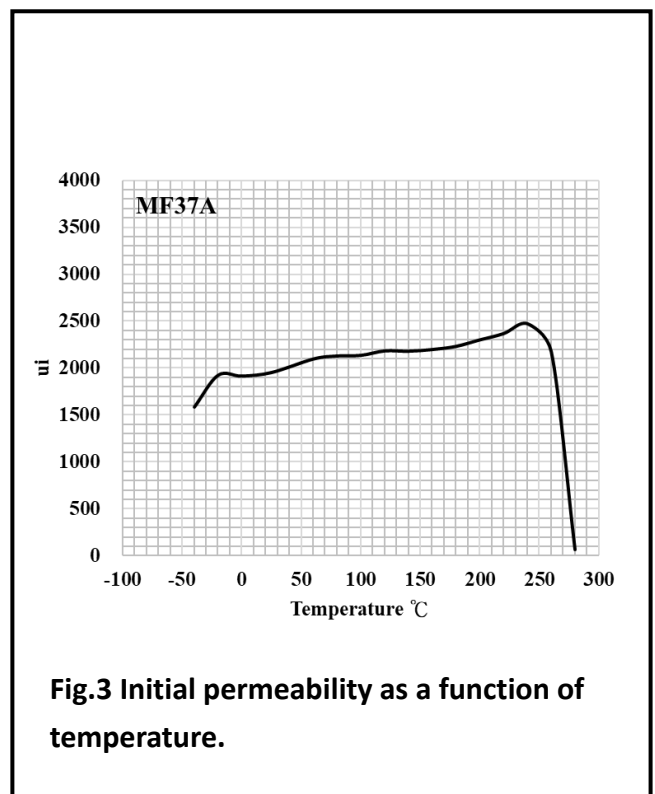
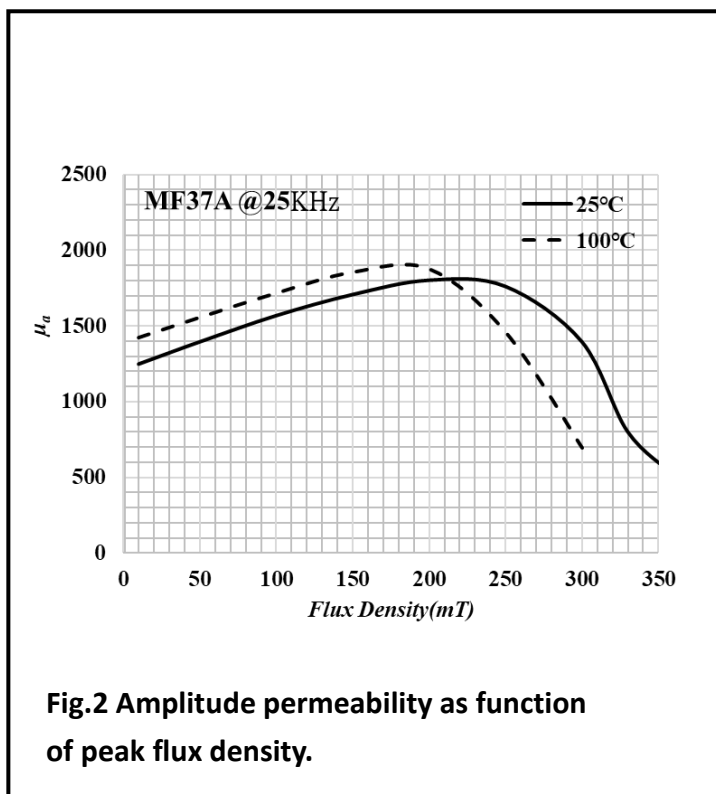
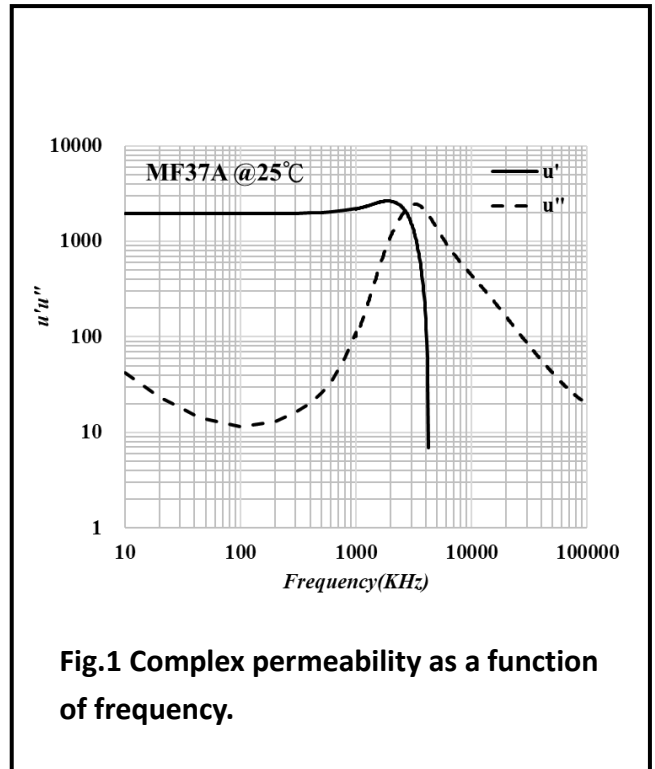
2023/05/31



高科磁技股份有限公司
中鋼集團

MF37A SPECIFICATIONS

	CONDITIONS	VALUE	UNIT
μ_i	25°C; ≤ 10 kHz; 0.25mT	2100 \pm 20%	
μ_a	25°C; ≤ 100 kHz; 200mT	1900	
B	25°C; 10 kHz; 1200A/m 100°C; 10 kHz; 1200A/m	520 430	mT
Br	25°C; 10 kHz; 1200A/m 100°C; 10 kHz; 1200A/m	88 74	mT
Hc	25°C; 10 kHz; 1200A/m 100°C; 10 kHz; 1200A/m	17 15	A/m
Pv	100°C; 500kHz; 50mT 25°C; 500kHz; 100mT 100°C; 500kHz; 100mT	85 630 630	kW/m ³
ρ	DC; 25°C	12	Ω m
Tc		≥ 250	°C
Density		4750	kg/m ³



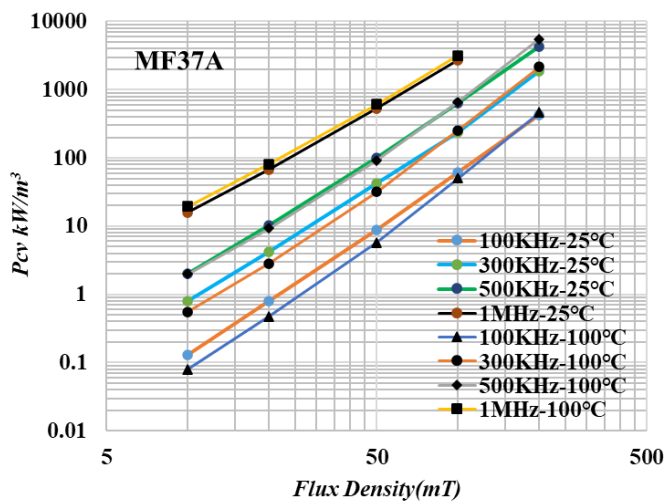


Fig.4 Specific power loss as a function of peak flux density with frequency as a parameter.

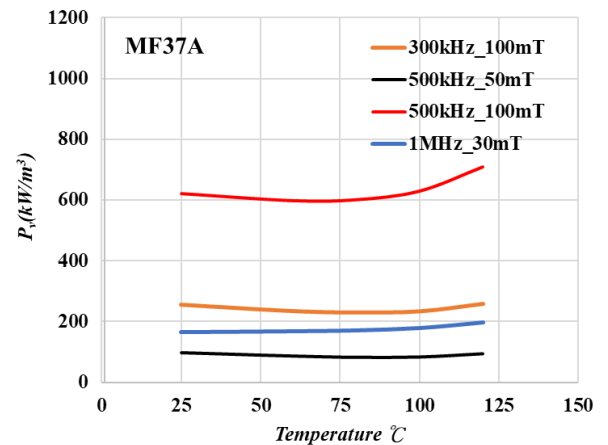


Fig.5 Specific power loss for several frequency/flux density combinations as a function of temperature.

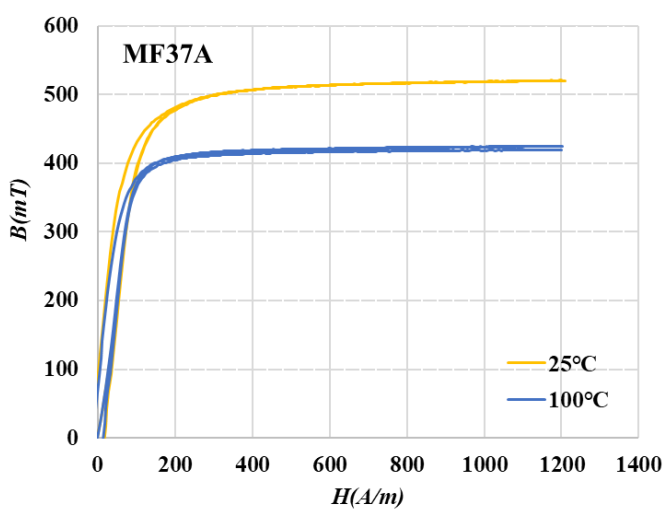


Fig.6 Typical B-H loops of 25°C & 100°C

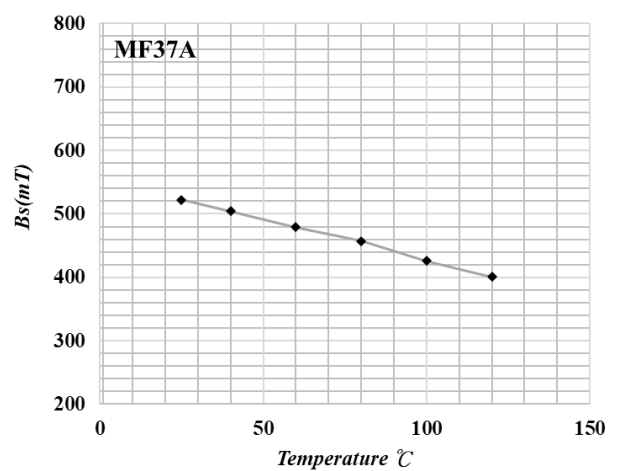


Fig.7 B_s VS Temperature